

MADANI®

RING SIZE GUIDE

How to determine your ring size

USING EXISTING RING TO FIND YOUR RING SIZE

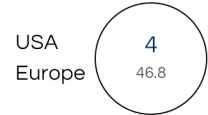
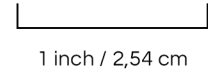
All you have to do is print out this page and make sure it is printed ACTUAL SIZE. If this is not done properly, the size you will come up with will be incorrect so this step is very important.

TO FIND YOUR RING SIZE PLACING EXISTING RING OVER CIRCLES BELOW

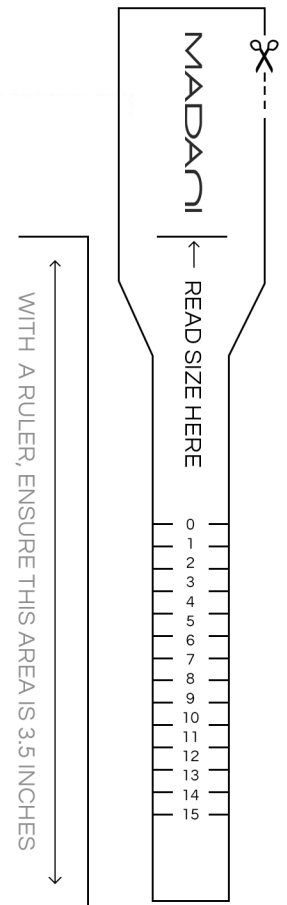

Place your existing ring over each circles below until you find one that will fill the inside of your ring. For increased accuracy, choose the circle until a very thin black border is present inside the ring. If the ring is covering the black outline of the circle then choose the next largest size.

TO FIND YOUR SIZE USING RING RULER

All you have to do is print out this page and make sure it is printed ACTUAL SIZE. Cut the ring ruler from this page and measure your finger to find the US Size equivalent.



CONVERSION CHART *



*This is for reference only. MADANI Rings cannot be held responsible for any errors that occur as a result of measuring your finger